










# SPOTlight: School Year 2022-2023

Math, Civics and Sciences Charter School			
School Code	3321	Principal Name	Andre Glenn
Sector	Charter	Address	447 N Broad St
Network	Charters	Phone	215 923 4880
Report Type	High School	Admission Category	Citywide
Receives K8 Report	Yes	October 1 Enrollment	296
Grades in Report	9 12		
Website	mcsos.org		

## School Performance Outcomes Table


CONDITIONS FOR SUCCESS				
Metric Name	2021-22 Results	2022-23 Results	2022-23 Progress	Metric Description
Student Attendance	54.7%	64.9%	+10.2 %-pts 	Percentage of students attending 90% or more of instructional days
Teacher Attendance	Not Applicable			Percentage of teachers attending 90% or more of work days
Student Dropouts (Grades 9-12)	0	0	+0 	Number of students no longer enrolled, and who did not transfer or graduate
Graduation Rate (4-Year Cohort)	100.0%	97.3%	-2.7 %-pts 	Percentage of students graduating high school within four years of first-time enrollment in 9th grade

ACADEMIC GOALS						
Metric Name	2018-19 Results*	2022-23 Results	2022-23 Progress	2018-19 Results*	2022-23 Results	2022-23 Progress
<b>Goal 4: Best by 11th Grade</b>	<b>Keystone Proficient or Advanced</b>			<b>Keystone Below Basic</b>		
Algebra 1	9.6%	17.5%	+7.9 %-pts 	24.7%	31.8%	+7.1 %-pts 
Biology	7.0%	11.3%	+4.3 %-pts 	53.5%	48.4%	-5.1 %-pts 
Literature	31.0%	40.6%	+9.6 %-pts 	25.4%	20.3%	-5.1 %-pts 

\* Due to COVID-19 pandemic-related test cancellations and exemptions, Keystone results for 2022-23 are compared to pre-pandemic (2018-19) performance.

Metric Name	2021-22 Results	2022-23 Results	2022-23 Progress	Metric Description
<b>Goal 5: Grade 12 CTE</b>	<b>NOCTI Competent or Advanced</b>			
NOCTI	Insufficient Sample			Percentage of students passing the industry standards assessment specific to each Career and Technical Education (CTE) program

All SPOTlight indicator colors are based on unrounded changes in results. Percentage point changes are rounded to the nearest tenth for display.

SPOTlight Legend: Improving  Maintaining  Not Improving 

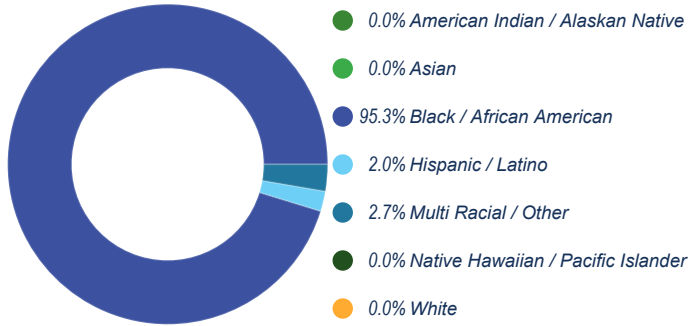


# Math, Civics and Sciences Charter School

## 2022-2023 SCHOOL PROGRESS REPORT ON EDUCATION AND EQUITY

School Code | 3321 Sector | Charter Network | Charters  
Principal Name | Andre Glenn Address | 447 N Broad St  
Phone | 215-923-4880 Website | mcscs.org  
Report Type | High School Grades in Report | 9-12  
Admissions Category | Citywide Receives K8 Report | Yes  
Oct 1 Enrollment | 296

### Student Enrollment and Demographics



**328**

# of Students Served Over the Full Year

**10.5%**

% of Students with IEPs

**0.0%**

% of Students Identified as English Learners

**21.0%**

% of Students Identified as Economically Disadvantaged

### Student Attendance

**26.2%**

% of Students Attending at Least 95% of Instructional Days

**64.9%**

% of Students Attending at Least 90% of Instructional Days

Score Level	Performance	Improvement	Level
<b>Not Applicable for 2022-2023</b>			
<b>Performance</b> Insufficient Data for Score	<b>Black / African American</b>		NA
	Insufficient Data for Score	Insufficient Data for Score	
<b>Improvement</b> Improving in 7 out of 10 Eligible Metrics <b>70.0%</b>	<b>Hispanic / Latino</b>		NA
	Insufficient Data for Score	Insufficient Data for Score	
<b>Goal Performance (All Students)</b>			
<b>Four-Year Cohort Graduation Rate</b>			
<b>Score: 97.3%</b>			
<span>NOT IMPROVING</span> -2.7 From Prior Year			
<b>GOAL 4   Keystone: % of Students Proficient or Advanced on All 3 Keystones, Grade 11</b>			
<b>Score: 9.2%</b>			
<span>Not Applicable</span> No Data Prior Year			
<b>GOAL 5   % of 12th Grade CTE Students Meeting Industry Standards</b>			
<b>Insufficient Sample</b>			
<span>Improving</span> <span>Maintaining</span> <span>Not Improving</span> <span>Not Applicable</span>			
<b>Black / African American</b>		Insufficient Data for Score	
<b>Hispanic / Latino</b>		Insufficient Data for Score	
<b>Multi Racial / Other</b>		Insufficient Data for Score	
<b>White</b>		Insufficient Data for Score	
<b>American Indian / Alaskan Native</b>		Insufficient Data for Score	
<b>Asian</b>		Insufficient Data for Score	
<b>Native Hawaiian / Pacific Islander</b>		Insufficient Data for Score	
<b>English Learners</b>		Insufficient Data for Score	
<b>Students with IEPs</b>		Insufficient Data for Score	
<b>Economically Disadvantaged</b>		Insufficient Data for Score	

# Climate, Culture & Opportunity

## Conditions for Success

School Code | 3321 School Name | Math, Civics and Sciences Charter School

### % of Students Attending 90%+ of Days

#### All Students

328 Students

Score: 64.9%



IMPROVING

+10.2 From Prior Year



### % of Students Attending

Greater Than 95% of Instructional Days

26.2%

90-95% of Instructional Days

38.7%

85-90% of Instructional Days

16.8%

80-85% of Instructional Days

7.3%

Less than 80% of Instructional Days

11.0%

### Number of Dropouts

#### All Students

Grades 9-12

Students: 0

IMPROVING

+0.0 From Prior Year



### % of Students Receiving Zero Out-of-School Suspensions

#### All Students

328 Students

Score: 98.8%



NOT IMPROVING

-1.2 From Prior Year



\* Schools that are performing at the most positive value for a metric automatically receive a label of "Improving", even if no change in performance occurred.

# Climate, Culture & Opportunity

## Conditions for Success

School Code | 3321 School Name | Math, Civics and Sciences Charter School

**% of Teachers Attending 90%+ of Days**

**Additional Teacher Metrics**

**All Teachers**

**Not Applicable**

**Data Unavailable**  
% of Teachers Rated as  
Distinguished

**Data Unavailable**  
% of Teachers Rated as  
Proficient



**Data Unavailable**  
Year-to-Year Teacher  
Retention

*\* Schools that are performing at the most positive value for a metric automatically receive a label of "Improving", even if no change in performance occurred.*

# College & Career: Every Student Graduates Ready for College and Careers

## Conditions for Success

School Code | 3321 School Name | Math, Civics and Sciences Charter School







Four-Year Cohort Graduation Rate	Other Key Metrics		
<p><b>All Students</b> 73 out of 75 Students</p> <p><b>Score: 97.3%</b></p> <p>NOT IMPROVING -2.7 From Prior Year </p>			
<p><b>Black / African American</b> 68 out of 70 Students</p> <p><b>Score: 97.1%</b></p> <p>NOT IMPROVING -2.9 From Prior Year </p>	<p><b>100.0%</b></p> <p>Ninth-Grade On-Track Rate</p>		
<p><b>Hispanic / Latino</b></p> <p>Insufficient Sample</p>	<p><b>72.6%</b></p> <p>First-Fall Matriculation</p>		
<p><b>Multi Racial / Other</b></p> <p>Insufficient Sample</p>	<p><b>68.1%</b></p> <p>% of Students Completing the FAFSA by End of 12th Grade</p>		
<p><b>White</b></p> <p>Insufficient Sample</p>			
<p><b>American Indian / Alaskan Native</b></p> <p>Insufficient Sample</p>			
<p><b>Asian</b></p> <p>Insufficient Sample</p>			
<p><b>Native Hawaiian / Pacific Islander</b></p> <p>Insufficient Sample</p>			
<p><b>English Learners</b></p> <p>Insufficient Sample</p>			
<p><b>Students with IEPs</b></p> <p>Insufficient Sample</p>			
<p><b>Economically Disadvantaged</b></p> <p>Insufficient Sample</p>			

\* Schools that are performing at the most positive value for a metric automatically receive a label of "Improving", even if no change in performance occurred.

# College & Career: Every Student Graduates Ready for College and Careers

## Goal 4 - Keystone Algebra I Proficiency, Grade 11

School Code | 3321 School Name | Math, Civics and Sciences Charter School

Keystone Algebra 1: % of Students Proficient or Advanced, Grade 11	Keystone Algebra 1: % of Students Below Basic, Grade 11
<p><b>All Students</b> 11 out of 63 Students</p> <p><b>Score: 17.5%</b></p> <p><b>IMPROVING</b> +7.9 From Prior Year </p>	<p><b>All Students</b> 20 out of 63 Students</p> <p><b>Score: 31.8%</b></p> <p><b>NOT IMPROVING</b> +7.1 From Prior Year </p>
<p><b>Black / African American</b> 11 out of 61 Students</p> <p><b>Score: 18.0%</b></p> <p><b>Not Applicable</b> No Data Prior Year </p>	<p><b>Black / African American</b> 20 out of 61 Students</p> <p><b>Score: 32.8%</b></p> <p><b>Not Applicable</b> No Data Prior Year </p>
<p><b>Hispanic / Latino</b></p> <p>Insufficient Sample</p>	<p><b>Hispanic / Latino</b></p> <p>Insufficient Sample</p>
<p><b>Multi Racial / Other</b></p> <p>Insufficient Sample</p>	<p><b>Multi Racial / Other</b></p> <p>Insufficient Sample</p>
<p><b>White</b></p> <p>Insufficient Sample</p>	<p><b>White</b></p> <p>Insufficient Sample</p>
<p><b>American Indian / Alaskan Native</b></p> <p>Insufficient Sample</p>	<p><b>American Indian / Alaskan Native</b></p> <p>Insufficient Sample</p>
<p><b>Asian</b></p> <p>Insufficient Sample</p>	<p><b>Asian</b></p> <p>Insufficient Sample</p>
<p><b>Native Hawaiian / Pacific Islander</b></p> <p>Insufficient Sample</p>	<p><b>Native Hawaiian / Pacific Islander</b></p> <p>Insufficient Sample</p>
<p><b>English Learners</b></p> <p>Insufficient Sample</p>	<p><b>English Learners</b></p> <p>Insufficient Sample</p>
<p><b>Students with IEPs</b></p> <p>Insufficient Sample</p>	<p><b>Students with IEPs</b></p> <p>Insufficient Sample</p>
<p><b>Economically Disadvantaged</b> 9 out of 54 Students</p> <p><b>Score: 16.7%</b></p> <p><b>Not Applicable</b> No Data Prior Year </p>	<p><b>Economically Disadvantaged</b> 19 out of 54 Students</p> <p><b>Score: 35.2%</b></p> <p><b>Not Applicable</b> No Data Prior Year </p>

\* Schools that are performing at the most positive value for a metric automatically receive a label of "Improving", even if no change in performance occurred.

\* Due to COVID-19 pandemic-related test cancellations and exemptions, Keystone results for 2022-2023 are compared to pre-pandemic (2018-2019) performance; 2018-2019 subgroup data are not included.

# College & Career: Every Student Graduates Ready for College and Careers

## Goal 4 - Keystone Biology Proficiency, Grade 11

School Code | 3321 School Name | Math, Civics and Sciences Charter School

Keystone Biology: % of Students Proficient or Advanced, Grade 11	Keystone Biology: % of Students Below Basic, Grade 11
<p><b>All Students</b> 7 out of 62 Students</p> <p><b>Score: 11.3%</b></p> <p>IMPROVING +4.3 From Prior Year </p>	<p><b>All Students</b> 30 out of 62 Students</p> <p><b>Score: 48.4%</b></p> <p>IMPROVING -5.1 From Prior Year </p>
<p><b>Black / African American</b> 7 out of 60 Students</p> <p><b>Score: 11.7%</b></p> <p>Not Applicable No Data Prior Year </p>	<p><b>Black / African American</b> 28 out of 60 Students</p> <p><b>Score: 46.7%</b></p> <p>Not Applicable No Data Prior Year </p>
<p><b>Hispanic / Latino</b></p> <p>Insufficient Sample</p>	<p><b>Hispanic / Latino</b></p> <p>Insufficient Sample</p>
<p><b>Multi Racial / Other</b></p> <p>Insufficient Sample</p>	<p><b>Multi Racial / Other</b></p> <p>Insufficient Sample</p>
<p><b>White</b></p> <p>Insufficient Sample</p>	<p><b>White</b></p> <p>Insufficient Sample</p>
<p><b>American Indian / Alaskan Native</b></p> <p>Insufficient Sample</p>	<p><b>American Indian / Alaskan Native</b></p> <p>Insufficient Sample</p>
<p><b>Asian</b></p> <p>Insufficient Sample</p>	<p><b>Asian</b></p> <p>Insufficient Sample</p>
<p><b>Native Hawaiian / Pacific Islander</b></p> <p>Insufficient Sample</p>	<p><b>Native Hawaiian / Pacific Islander</b></p> <p>Insufficient Sample</p>
<p><b>English Learners</b></p> <p>Insufficient Sample</p>	<p><b>English Learners</b></p> <p>Insufficient Sample</p>
<p><b>Students with IEPs</b></p> <p>Insufficient Sample</p>	<p><b>Students with IEPs</b></p> <p>Insufficient Sample</p>
<p><b>Economically Disadvantaged</b> 5 out of 54 Students</p> <p><b>Score: 9.3%</b></p> <p>Not Applicable No Data Prior Year </p>	<p><b>Economically Disadvantaged</b> 29 out of 54 Students</p> <p><b>Score: 53.7%</b></p> <p>Not Applicable No Data Prior Year </p>

\* Schools that are performing at the most positive value for a metric automatically receive a label of "Improving", even if no change in performance occurred.

\* Due to COVID-19 pandemic-related test cancellations and exemptions, Keystone results for 2022-2023 are compared to pre-pandemic (2018-2019) performance; 2018-2019 subgroup data are not included.

# College & Career: Every Student Graduates Ready for College and Careers

## Goal 4 - Keystone Literature Proficiency, Grade 11

School Code | 3321 School Name | Math, Civics and Sciences Charter School

Keystone Literature: % of Students Proficient or Advanced, Grade 11	Keystone Literature: % of Students Below Basic, Grade 11
<p><b>All Students</b> 26 out of 64 Students</p> <p><b>Score: 40.6%</b></p> <p>IMPROVING +9.6 From Prior Year </p>	<p><b>All Students</b> 13 out of 64 Students</p> <p><b>Score: 20.3%</b></p> <p>IMPROVING -5.1 From Prior Year </p>
<p><b>Black / African American</b> 26 out of 62 Students</p> <p><b>Score: 41.9%</b></p> <p>Not Applicable No Data Prior Year </p>	<p><b>Black / African American</b> 12 out of 62 Students</p> <p><b>Score: 19.4%</b></p> <p>Not Applicable No Data Prior Year </p>
<p><b>Hispanic / Latino</b></p> <p>Insufficient Sample</p>	<p><b>Hispanic / Latino</b></p> <p>Insufficient Sample</p>
<p><b>Multi Racial / Other</b></p> <p>Insufficient Sample</p>	<p><b>Multi Racial / Other</b></p> <p>Insufficient Sample</p>
<p><b>White</b></p> <p>Insufficient Sample</p>	<p><b>White</b></p> <p>Insufficient Sample</p>
<p><b>American Indian / Alaskan Native</b></p> <p>Insufficient Sample</p>	<p><b>American Indian / Alaskan Native</b></p> <p>Insufficient Sample</p>
<p><b>Asian</b></p> <p>Insufficient Sample</p>	<p><b>Asian</b></p> <p>Insufficient Sample</p>
<p><b>Native Hawaiian / Pacific Islander</b></p> <p>Insufficient Sample</p>	<p><b>Native Hawaiian / Pacific Islander</b></p> <p>Insufficient Sample</p>
<p><b>English Learners</b></p> <p>Insufficient Sample</p>	<p><b>English Learners</b></p> <p>Insufficient Sample</p>
<p><b>Students with IEPs</b></p> <p>Insufficient Sample</p>	<p><b>Students with IEPs</b></p> <p>Insufficient Sample</p>
<p><b>Economically Disadvantaged</b> 20 out of 56 Students</p> <p><b>Score: 35.7%</b></p> <p>Not Applicable No Data Prior Year </p>	<p><b>Economically Disadvantaged</b> 13 out of 56 Students</p> <p><b>Score: 23.2%</b></p> <p>Not Applicable No Data Prior Year </p>

\* Schools that are performing at the most positive value for a metric automatically receive a label of "Improving", even if no change in performance occurred.

\* Due to COVID-19 pandemic-related test cancellations and exemptions, Keystone results for 2022-2023 are compared to pre-pandemic (2018-2019) performance; 2018-2019 subgroup data are not included.



# College & Career: Every Student Graduates Ready for College and Careers

**Goal 4 - Keystone Overall Proficiency, Grade 11**

**Goal 5 - Career and Technical Education, Grade 12**

School Code | 3321 School Name | Math, Civics and Sciences Charter School

## Keystone All Subjects: % of Students Proficient or Advanced, Grade 11

### All Students

6 out of 65 Students

**Score: 9.2%**

Not Applicable

No Data Prior Year



### Black / African American

6 out of 63 Students

**Score: 9.5%**

Not Applicable

No Data Prior Year



### Hispanic / Latino

Insufficient Sample

### Multi Racial / Other

Insufficient Sample

### White

Insufficient Sample

### American Indian / Alaskan Native

Insufficient Sample

### Asian

Insufficient Sample

### Native Hawaiian / Pacific Islander

Insufficient Sample

### English Learners

Insufficient Sample

### Students with IEPs

Insufficient Sample

### Economically Disadvantaged

4 out of 56 Students

**Score: 7.1%**

Not Applicable

No Data Prior Year



## % of 12th Grade CTE Students Meeting Industry Standards

### All Students

Insufficient Sample

\* Schools that are performing at the most positive value for a metric automatically receive a label of "Improving", even if no change in performance occurred.

\* Due to COVID-19 pandemic-related test cancellations and exemptions, Keystone results for 2022-2023 are compared to pre-pandemic (2018-2019) performance; 2018-2019 subgroup data are not included.